



District Report Card: 2017


State: Himachal Pradesh	District: Mandi
Class: 3	Subject: Language
Schools: 60	Students: 520


Participation/Coverage


Students

<div>GENDER</div> <div></div>	Boys			Girls			
	Number		%	Number		%	
	255		49.04	265		50.96	

<div>AREA</div> <div></div>	Rural			Urban			
	Number		%	Number		%	
	510		98.08	10		1.92	

<div>CATEGORY</div> <div></div>	SC		ST		OBC		GEN	
	Number	%	Number	%	Number	%	Number	%
	218	41.92	12	2.31	38	7.31	252	48.46

<div>CWSN</div> <div></div>	LD	VI	HI	S&LD	ID	Oth
	0	0	0	0	1	13

<div>Management</div> <div></div>	Government			Government-aided		
	Number		%	Number		%
	520		100.00	0		0.00

Average Performance of Students in Language (%)

Overall	Gender		Area		Management		Social Group			
	Male	Female	Rural	Urban	Govt.	Aided	SC	ST	OBC	GEN
76.79	75.19	78.34	76.76	78.67	76.79	0.00	74.77	74.44	76.67	78.68

Performance on Learning Outcomes (LOs)

Learning Outcomes	Description	Average Performance(%)
L304	Reads small texts with comprehension i.e., identifies main ideas, details, sequence and draws conclusions	77.71
L312	Reads printed scripts on the classroom walls: poems, posters, charts etc.	74.96

Range of Performance of Students who Answered Correctly							
Below 30%		30% - 50%		50% - 75%		Above 75%	
Number	%	Number	%	Number	%	Number	%
18	3.46	36	6.92	154	29.62	312	60.00

Lowest Performing Learning Outcomes (LOs)

1 - Reads printed scripts on the classroom walls: poems, posters, charts etc. (74.96)

2 - Reads small texts with comprehension i.e., identifies main ideas, details, sequence and draws conclusions (77.71)